


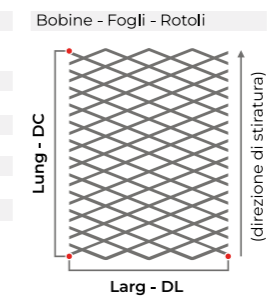
Tau 10



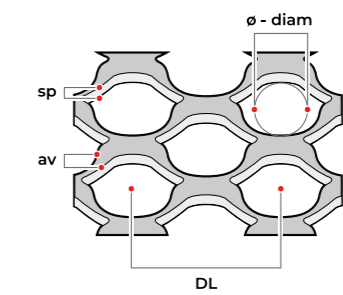
Riferimenti

- Nome** = Geom DL - av x sp - diam
- Geom** = Esagonale, Romboidale, Quadra, Tonda, Spianata
- DL** = Diagonale Lunga
- av** = Avanzamento
- sp** = Spessore
- ø - diam** = Diametro
- spFin** = Spessore finale
- v/p %** = % vuoto su pieno
- Larg - DL** = Larghezza in direzione DL
- Lung - DC** = Lunghezza in direzione DC (direzione di stiratura)

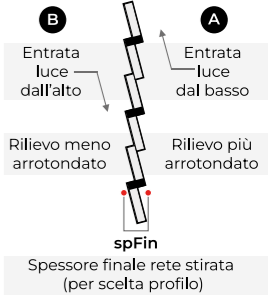
Dimensioni



Dimensione maglia



Facciata a vista



Product data: